

1. Let f be a function of x & y ,
where $x = s^2 + t^2$ & $y = 2st$.

a) Express f_s & f_t in terms of
 s, t, f_x & f_y .

First we note that

$$\frac{dx}{ds} = 2s$$

$$\frac{dx}{dt} = 2t$$

$$\frac{dy}{ds} = 2t$$

$$\frac{dy}{dt} = 2s.$$

Then by the chain rule we have

$$\frac{df}{ds} = \frac{df}{dx} \frac{dx}{ds} + \frac{df}{dy} \frac{dy}{ds}$$

$$f_s = f_x \cdot 2s + f_y \cdot 2t$$

and

$$\frac{df}{dt} = \frac{df}{dx} \frac{dx}{dt} + \frac{df}{dy} \frac{dy}{dt}$$

$$f_t = f_x \cdot 2t + f_y \cdot 2s.$$

b) Express f_{ss} in terms of

$$s, t, f_{xx}, f_{yy} \text{ \& } f_{xy} (= f_{yx})$$

[For nice functions (e.g. the type that come up in applications) we always have $f_{xy} = f_{yx}$. That is,

$$\frac{d}{dy} \left(\frac{df}{dx} \right) = \frac{d}{dx} \left(\frac{df}{dy} \right).]$$

First use the chain rule to compute

$$\frac{df_x}{ds} = \frac{df_x}{dx} \frac{dx}{ds} + \frac{df_x}{dy} \frac{dy}{ds}$$

$$f_{xs} = f_{xx} \cdot 2s + f_{xy} \cdot 2t$$

and

$$\frac{df_y}{ds} = \frac{df_y}{dx} \frac{dx}{ds} + \frac{df_y}{dy} \frac{dy}{ds}$$

$$f_{ys} = f_{yx} \cdot 2s + f_{yy} \cdot 2t.$$

[Remark : f_x & f_y are functions of x & y .]

Then we use part (a) and the product rule to obtain

$$\begin{aligned} f_{ss} &= \frac{d}{ds} f_s \\ &= \frac{d}{ds} (2s f_x + 2t f_y) \\ &= 2 \left(\overset{1}{\cancel{\frac{ds}{ds}}} f_x + s \frac{df_x}{ds} \right) \\ &\quad + 2 \left(\overset{0}{\cancel{\frac{dt}{ds}}} f_y + t \frac{df_y}{ds} \right) \end{aligned}$$

(assume t is not a function of s)

$$\begin{aligned} &= 2f_x + 2s f_{xs} + 2t f_{ys} \\ &= 2f_x + 2s (2s f_{xx} + 2t f_{xy}) \\ &\quad + 2t (2s f_{yx} + 2t f_{yy}) \end{aligned}$$

$$\boxed{= 2f_x + 4s^2 f_{xx} + 4t^2 f_{yy} + 8st f_{xy}}$$

One could also compute formulas for f_{tt} & f_{st} ($= f_{ts}$).

2. Integration over a Rectangle.

Find the volume between the surface

$$z = (x+y)^2 = x^2 + 2xy + y^2 \text{ and the}$$

rectangle $a_1 \leq x \leq a_2$ & $b_1 \leq y \leq b_2$.

$$\text{volume} = \iint \text{volume of skinny column}$$

$$= \iint \underbrace{f(x,y)}_{\text{height}} \underbrace{dx dy}_{\text{area of base}}$$

$$= \int_{b_1}^{b_2} \left(\int_{a_1}^{a_2} (x^2 + 2xy + y^2) dx \right) dy$$

$$= \int_{b_1}^{b_2} \left(\frac{1}{3}x^3 + x^2y + xy^2 \right) \Big|_{x=a_1}^{x=a_2} dy$$

$$= \int_{b_1}^{b_2} \frac{1}{3}(a_2^3 - a_1^3) + (a_2^2 - a_1^2)y + (a_2 - a_1)y^2 dy$$

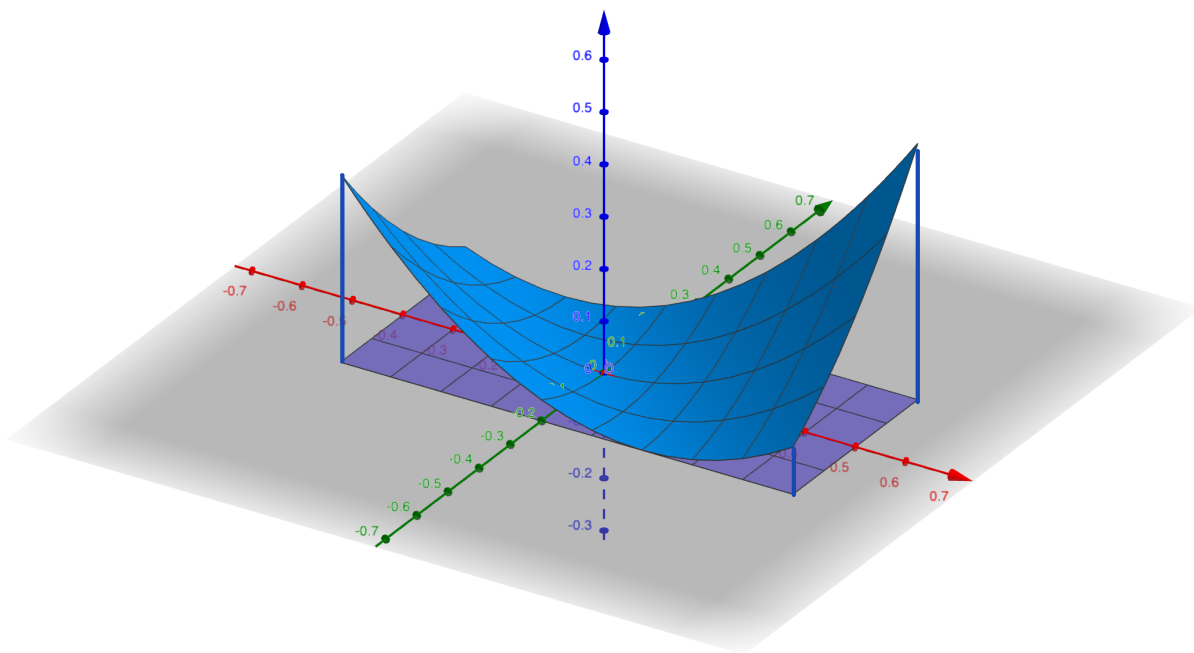
$$= \left(\frac{1}{3}(a_2^3 - a_1^3)y + \frac{1}{2}(a_2^2 - a_1^2)y^2 + \frac{1}{3}(a_2 - a_1)y^3 \right) \Big|_{b_1}^{b_2}$$

$$\begin{aligned}
&= \frac{1}{3} (a_2^3 - a_1^3) (b_2 - b_1) \\
&\quad + \frac{1}{2} (a_2^2 - a_1^2) (b_2^2 - b_1^2) \\
&\quad\quad\quad + \frac{1}{3} (a_2 - a_1) (b_2^3 - b_1^3)
\end{aligned}$$

[We could factor out $(a_2 - a_1)(b_2 - b_1)$ but that doesn't make it look nicer.]

Here is a picture of the bottom and top of the region when

$$(a_1, a_2, b_1, b_2) = (-0.4, 0.5, -0.2, 0.2)$$

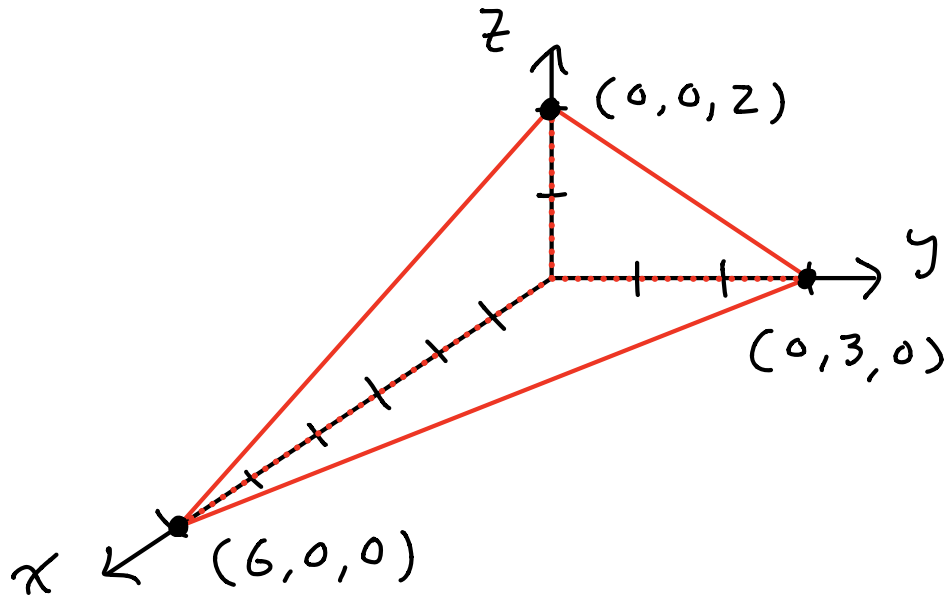


The volume of this region is 0.03

3. Integration over a Tetrahedron.

Consider the region in \mathbb{R}^3 where

$$x, y, z \geq 0 \quad \& \quad x + 2y + 3z \leq 6 :$$



Suppose this region has mass density

$$\rho(x, y, z) = 1 + x.$$

a) Compute the total mass.

I claim that we can parametrize the tetrahedron as follows:

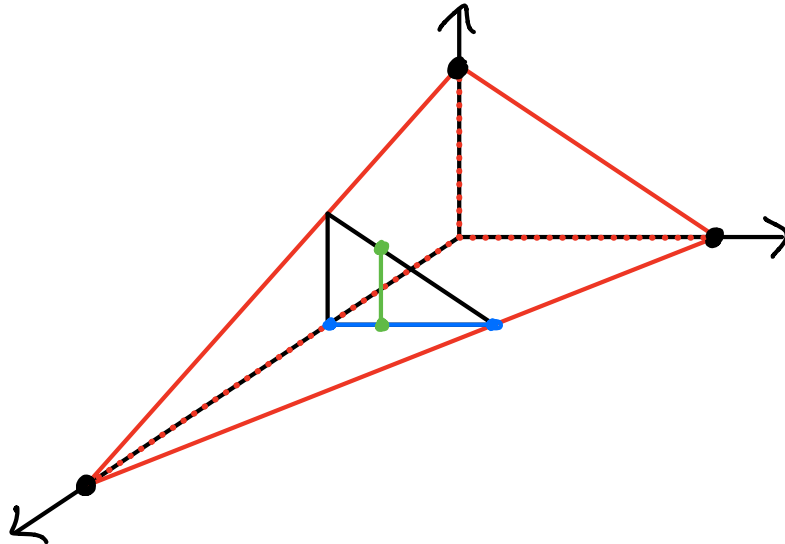
$$\begin{cases} 0 \leq x \leq 6 \\ 0 \leq y \leq 3 - 3x/6 \\ 0 \leq z \leq 2 - 2x/6 - 2y/3 \end{cases}$$

We could get this from the formula in the lecture notes with

$$(a, b, c) = (6, 3, 2).$$

Or we can do it from scratch.

- Fix some $0 \leq x \leq 6$ and consider the triangular slice:



- The bottom of this triangular slice has $z=0$, so y satisfies

$$x + 2y + 0 \leq 6$$

$$2y \leq 6 - x$$

$$y \leq (6 - x)/2, \text{ as claimed } \checkmark$$

- Then for fixed x & y , the value of z must satisfy

$$x + 2y + 3z \leq 6$$

$$3z \leq 6 - 2y - x$$

$$z \leq (6 - 2y - x)/3, \text{ as claimed } \checkmark$$

Now we use this parametrization to compute the mass:

$$\text{mass} = \iiint \text{density} \cdot dV$$

$$= \iiint \rho(x, y, z) dx dy dz$$

$$= \iint \left(\int_0^{2-2y/3-x/3} (1+x) dz \right) dy dx$$

$$= \iint (1+x) \left(2 - \frac{2}{3}y - \frac{1}{3}x \right) dy dx$$

$$= \int \left(\int_0^{3-x/2} \left[(1+x) \left(2 - \frac{1}{3}x \right) - \frac{2}{3}(1+x)y \right] dy \right) dx$$

$$= \int_0^6 \left[(1+x) \left(2 - \frac{1}{3}x\right) \left(3 - \frac{x}{2}\right) - \frac{2}{3} (1+x) \frac{1}{2} \left(3 - \frac{x}{2}\right)^2 \right] dx$$

: computer

$$= \int_0^6 \left(3 + 2x - \frac{11}{12}x^2 + \frac{1}{12}x^3 \right) dx$$

$$= 3 \cdot 6 + \frac{1}{2} 2 \cdot 6^2 - \frac{1}{3} \cdot \frac{11}{12} 6^3 + \frac{1}{4} \frac{1}{12} 6^4$$

$$= 15 \quad (\text{units of mass})$$

b) Part (a) was a lot of work.

This time I'll do everything on the computer, using the same parametrization of the domain.

$$M_{yz} = \iiint x(1+x) dV = \dots = 153/5$$

$$M_{xz} = \iiint y(1+x) dV = \dots = 99/10$$

$$M_{xy} = \iiint z(1+x) dV = \dots = 33/5.$$

c) So the center of mass is

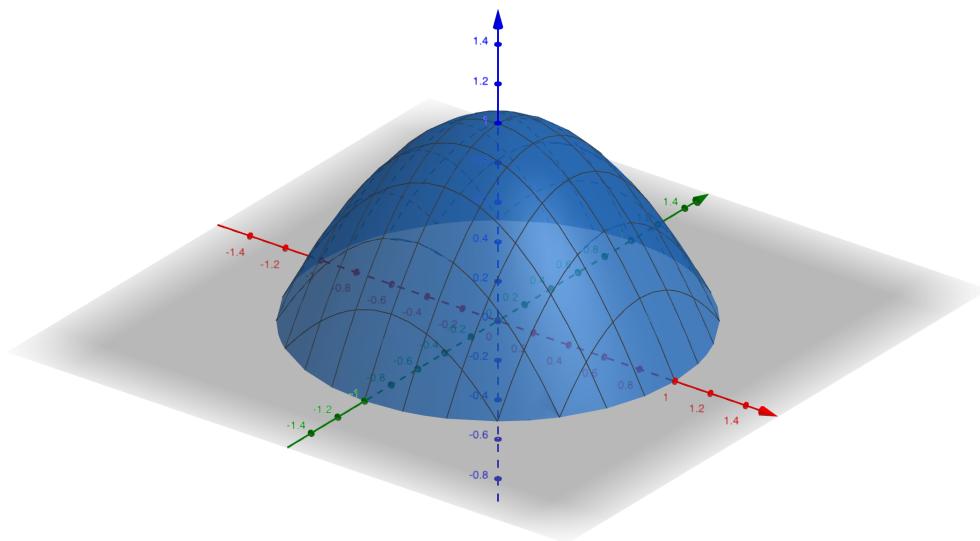
$$(\bar{x}, \bar{y}, \bar{z}) = \left(\frac{M_{yz}}{m}, \frac{M_{xz}}{m}, \frac{M_{xy}}{m} \right)$$

$$= \left(\frac{153/5}{15}, \frac{99/10}{15}, \frac{33/5}{15} \right)$$

$$= (2.04, 0.66, 0.44).$$

4. Cylindrical Coordinates.

Consider the parabolic dome between the unit disk $x^2 + y^2 \leq 1$ and the surface $z = 1 - x^2 - y^2$:



a) We will compute the mass using cylindrical coordinates.

Note that the dome is parametrized by

$$0 \leq r \leq 1$$

$$0 \leq \theta \leq 2\pi$$

$$0 \leq z \leq 1 - x^2 - y^2 = 1 - r^2,$$

so we get (density is 1)

$$\text{mass} = \iiint 1 dV$$

$$= \iiint r dr d\theta dz$$

$$= \iint \left(\int_0^{1-r^2} r dz \right) dr d\theta$$

$$= \iint r(1-r^2) dr d\theta$$

$$= \int \left(\int_0^1 (r - r^3) dr \right) d\theta$$

$$= \int \left(\frac{1}{2} r^2 - \frac{1}{4} r^4 \right) \Big|_0^1 d\theta$$

$$= \int_0^{2\pi} \frac{1}{4} d\theta$$

$$= 2\pi \cdot \frac{1}{4} = \pi/2.$$

[We already did this computation
in the lecture.]

b) The moment about the xy -plane is

$$M_{xy} = \iiint z \, dV$$

$$= \iiint z r \, dr \, d\theta \, dz$$

$$= \iint \left(\int_0^{1-r^2} z r \, dz \right) dr \, d\theta$$

$$= \iint \left(\frac{1}{2} z^2 r \right) \Big|_0^{1-r^2} dr \, d\theta$$

$$= \int \left(\int_0^1 \frac{1}{2} (1-r^2)^2 r \, dr \right) d\theta$$

$$= \int \left(\int_0^1 \frac{1}{2} (r - 2r^3 + r^5) \, dr \right) d\theta$$

$$= \int_0^{2\pi} \frac{1}{2} \left(\frac{1}{2} r^2 - \frac{2}{4} r^4 + \frac{1}{6} r^6 \right) \Big|_0^1 d\theta$$

$$= \int_0^{2\pi} \frac{1}{12} d\theta$$

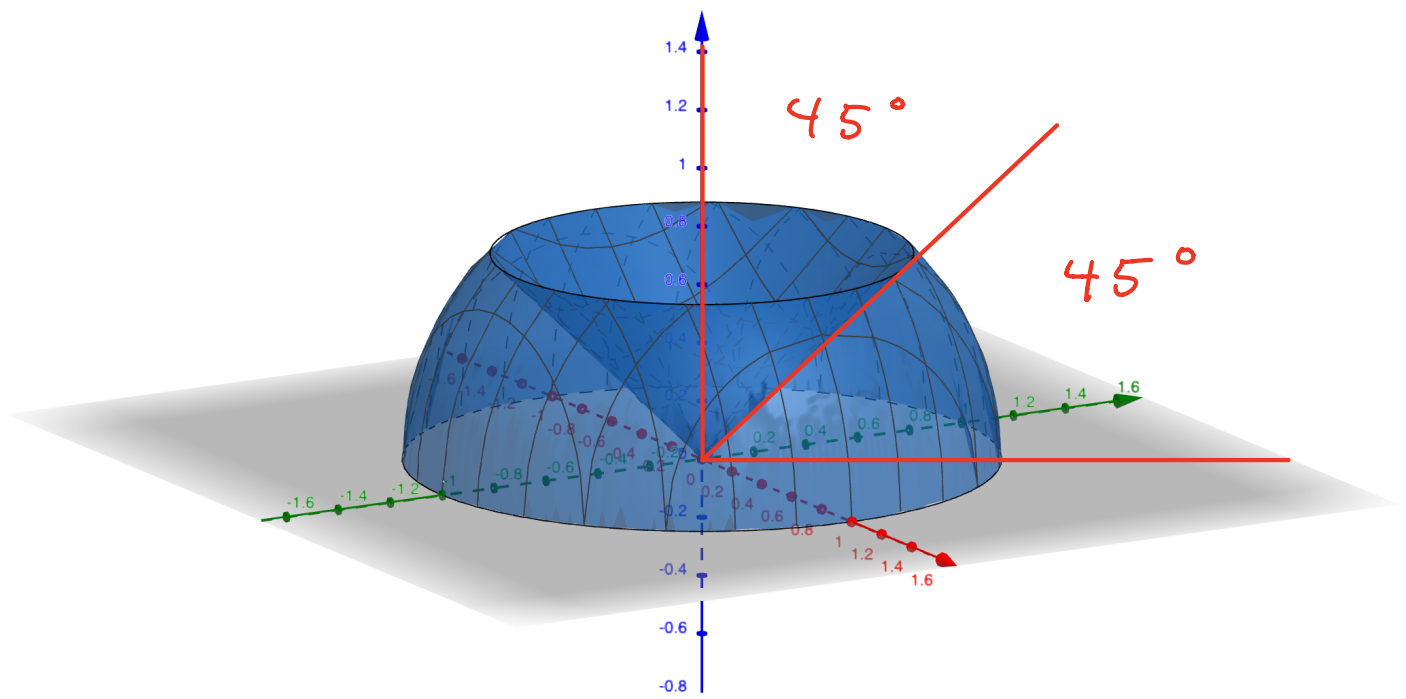
$$= 2\pi \cdot \frac{1}{12} = \pi/6.$$

c) By symmetry we have $M_{xz} = M_{yz} = 0$,
so the center of mass is

$$(\bar{x}, \bar{y}, \bar{z}) = \left(\frac{M_{yz}}{m}, \frac{M_{xz}}{m}, \frac{M_{xy}}{m} \right)$$

$$= \left(0, 0, \frac{\pi/6}{\pi/2} \right) = \left(0, 0, \frac{1}{3} \right).$$

6. We will compute the center of mass of the solid region above the xy -plane, below the cone $z = \sqrt{x^2 + y^2}$ and inside the sphere $x^2 + y^2 + z^2 \leq 1$:



The region can be parametrized in spherical coordinates by

$$0 \leq \rho \leq 1$$

$$0 \leq \theta \leq 2\pi$$

$$\frac{\pi}{4} \leq \varphi \leq \frac{\pi}{2}$$

a) The mass (or volume; we assume density is 1) is

$$m = \iiint dV$$

↙ integrand is "separable"

$$= \iiint \rho^2 \sin \varphi \, d\rho \, d\theta \, d\varphi$$

$$= \int_0^{2\pi} d\theta \int_0^1 \rho^2 \, d\rho \int_{\pi/4}^{\pi/2} \sin \varphi \, d\varphi$$

$$= 2\pi \cdot \frac{1}{3} \cdot \left(-\cos \frac{\pi}{2} + \cos \frac{\pi}{4} \right)$$

$$= 2\pi \cdot \frac{1}{3} \cdot \frac{\sqrt{2}}{2} = \frac{\sqrt{2}}{3} \pi$$

b) The moment about the xy -plane is

$$M_{xy} = \iiint z \, dV$$

$$= \iiint \rho \cos \varphi \, \rho^2 \sin \varphi \, d\rho \, d\theta \, d\varphi$$

still "separable"

$$= \int_0^{2\pi} d\theta \int_0^1 \rho^3 d\rho \int_{\pi/4}^{\pi/2} \sin \varphi \cos \varphi d\varphi$$

$$= 2\pi \cdot \frac{1}{4} \int_{\pi/4}^{\pi/2} \sin \varphi \cos \varphi d\varphi$$

[Now we use a trig identity :

$$2 \sin \varphi \cos \varphi = \sin (2\varphi)$$

$$\sin \varphi \cos \varphi = \frac{1}{2} \sin (2\varphi)$$

$$= \cancel{2}\pi \cdot \frac{1}{4} \cdot \frac{1}{\cancel{2}} \int_{\pi/4}^{\pi/2} \sin (2\varphi) d\varphi$$

$$= \frac{\pi}{4} \left(-\frac{1}{2} \cos (2\varphi) \right)_{\pi/4}^{\pi/2}$$

$$= \frac{\pi}{4} \left(-\frac{1}{2} \overset{-1}{\cancel{\cos(\pi)}} + \frac{1}{2} \overset{0}{\cancel{\cos(\pi/2)}} \right)$$

$$= \pi/8$$

c) By symmetry we have $M_{xz} = M_{yz} = 0$,
so the center of mass is

$$(\bar{x}, \bar{y}, \bar{z}) = \left(\frac{M_{yz}}{m}, \frac{M_{xz}}{m}, \frac{M_{xy}}{m} \right)$$

$$= \left(0, 0, \frac{\pi/8}{\pi\sqrt{2}/3} \right)$$

$$= \left(0, 0, 3\sqrt{2}/16 \right)$$

$$\approx (0, 0, 0.265)$$

That seems reasonable.

Remark : If you throw this
object in the air, its center
of mass will trace out a
parabolic curve.